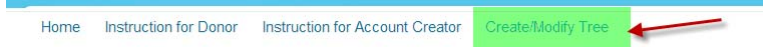


## How to download Memorial Tree with friends/families names in print (pdf format)

1. Login to your account by clicking on "Create/Modify Tree" link.



Home Instruction for Donor Instruction for Account Creator **Create/Modify Tree**

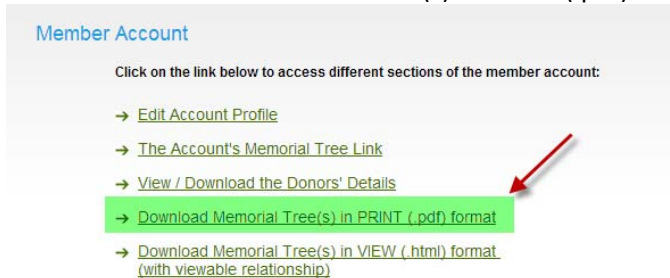
**Existing Member?** [New Member?](#)

Enter your username and password to access your member profile. [Please create Profile.](#)

Username:

Password:  [Lost Password?](#)

2. Click on "Download Memorial Tree(s) in PRINT (.pdf) format" link.

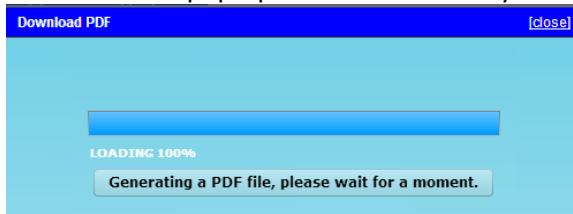


**Member Account**

Click on the link below to access different sections of the member account:

- [Edit Account Profile](#)
- [The Account's Memorial Tree Link](#)
- [View / Download the Donors' Details](#)
- **[Download Memorial Tree\(s\) in PRINT \(.pdf\) format](#)**
- [Download Memorial Tree\(s\) in VIEW \(.html\) format \(with viewable relationship\)](#)

3. There will be a pop-up window to inform you the file is being generated.

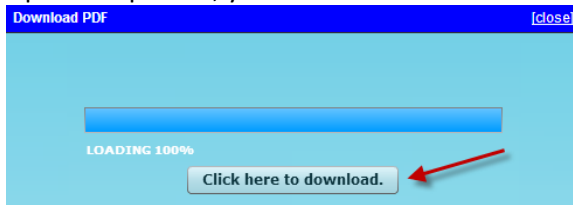


**Download PDF** [\[close\]](#)

LOADING 100%

Generating a PDF file, please wait for a moment.

4. Upon completion, you will see a "Click here to download" button.



**Download PDF** [\[close\]](#)

LOADING 100%

[Click here to download.](#)

5. Upon clicking on the download button, the Memorial Tree pdf file will be saved in your computer. The file is saved in your computer download folder or other location depends your current computer setting. The file name by default is "user.pdf". You can change to any other file name, but please make sure your keep the .pdf extension (Adobe Acrobat format) to view the file correctly.

File name:	<input type="text" value="user.pdf"/>
Save as type:	<input type="text" value="All Files"/>

The family can print the memorial tree (pdf file) using personal printer or at any print center, such as FedEx Kinko, up to a poster size of 10" x 17" with all the donor names at the branches.

Memorial Tree displayed (screen captured) sample.

